

# MassBay's NEW Online Virtual Event Calendar!

MassBay has launched a new online event calendar that all students can access through OneLogin!


- This will now be the central location for students to get the calendar of events each week.
- This calendar will have the up-to-date information for MassBay student events.
- The event descriptions will have event links included in them so that you can easily access each event online.
- There is an option to subscribe to the calendar so that you get a weekly email with all the events coming up.
- You can also add individual events to your personal calendar or sign-up for reminder emails/texts so that you don't forget about them!

---

## HOW TO ACCESS THE CALENDAR:

---

1. Click on the Virtual Events Tile in OneLogin:



2. OR Use this link and sign-in with your MassBay username & password:  
<https://mbccweb.massbay.edu/virtualmeetings/>

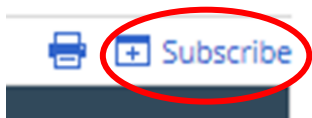
---

## HOW TO SUBSCRIBE TO WEEKLY EMAILS:

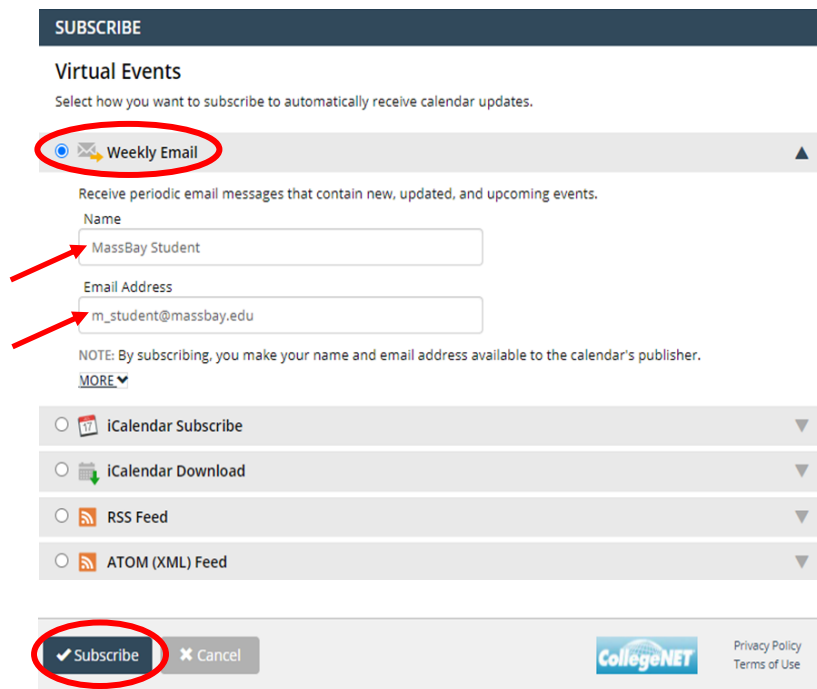
---

You will be able to select links in the email to see event details, add events to your personal calendar, set reminders, and more. You can also unsubscribe at any time by selecting a link in the footer of the upcoming-events email you receive.

1. Once you are in the calendar, go to the top right corner and click *subscribe*:



2. Check *Weekly Email* and enter your *name* and preferred *email address*, then click the *Subscribe* button:



**SUBSCRIBE**

Virtual Events

Select how you want to subscribe to automatically receive calendar updates.

Weekly Email ▲

Receive periodic email messages that contain new, updated, and upcoming events.

Name  
MassBay Student

Email Address  
m\_student@massbay.edu

NOTE: By subscribing, you make your name and email address available to the calendar's publisher.  
[MORE](#) ▼

iCalendar Subscribe ▼

iCalendar Download ▼

RSS Feed ▼

ATOM (XML) Feed ▼

CollegeNET Privacy Policy Terms of Use

## HOW TO ADD INDIVIDUAL EVENTS TO YOUR CALENDAR & SIGN-UP FOR EVENT REMINDERS:

1. Click on any event from the calendar to see event details, then click *Add to my Calendar* or *Email Reminder*:

Search

[Table](#) [List](#) [Month](#)

---

**First Day of Classes!** TUESDAY, JANUARY 19, 2021, 12AM - 11:30PM

---


Date(s) from the Spring 2021 Academic Calendar: <https://massbayedunew.s3.amazonaws.com/academics/academic-calendar/academic-calendar-day-online-spring-2021.pdf>

Event type Academic Calendar

[f](#) [t](#) [Add to My Calendar](#) [Email Reminder](#) [More Event Actions](#) ▼

[Back to Previous View](#)


2. Choose the reminder/calendar option(s) you would like, fill out the necessary fields, and click submit:





**EVENT ACTIONS**


(GMT-05:00) Eastern Time (US & Canada) ▼ Time Zone [?]


First Day of Classes! Tuesday, January 19, 2021, 12am - 11:30pm EST ▼


 Add to My Calendar ▲


 31 Google Calendar [?]


 0 Microsoft Outlook


 17 Apple Calendar


 Outlook.com or Office 365


 Yahoo! Calendar


 Meeting Request Email


 All Others

 Email Me Event Updates ▼


 Email Reminder ▼

 Email Me Event Info ▼

 Text Reminder ▼

 Text Me Event Info ▼

**Submit**  Cancel

 [Privacy Policy](#)  
[Terms of Use](#)