



International **Student Handbook**





WELCOME

i Bienvenido/a!

Bienvenue

Bem-vindo/a

Välkommen

CHÀO MỪNG

Αηλααν βικ

HUANYING

soo dhawow

KARIBU



International **Student Handbook**

This document provides you with important information, useful tips and reliable resources. Please take the time to read it thoroughly and keep it with your important papers so that you can refer to it as questions arise. This handbook is a supplement to general MassBay publications and provides you with more specific information as an international student.

Table of Contents

Contact Information	2
Next Steps	3
Health Insurance Coverage	4-5
Immigration Documents	7
Sevis	8
Renewing Your Visa	8
Maintaining F-1 Status	9
Reduced Course Load	9
Employment	10-12
Traveling to US States and Territories	12
Departing from the United States	13
Academics	14
Getting Involved	15
International Club	16
Massbay Mentorship Programs	17
Live on Campus at Framingham State University	18
Securing a Place to Live	18-19
Driver's License	20
Boston Weather	21
Helpful Websites	21

We are excited to welcome you to MassBay and look forward to supporting you here!


Keep in mind that while you are studying in the U.S., many people will offer you advice about many things. Even good advice may not be appropriate for an international student, and even F-1 friends may be in situations different from your own. Ultimately, it is your responsibility to know and abide by the regulations and to seek assistance if you are confused or need help with academics, travel information or employment.

We will be in contact with you primarily by email. We will send you important information about info sessions, workshops, and updates on immigration regulations. It is urgent that you check your MassBay email account regularly.

Maintaining a working relationship with your Academic Advisor and the Designated School Officials (DSOs) is imperative. We understand that schoolwork, activities, building relationships, and home responsibilities will take up much of your energy. However, federal reporting requirements are strict and it is crucial that you take the time to understand your responsibilities as an international student:

- Understand and follow all of the new rules, particularly on how to maintain your status.
- Communicate problems with school or class attendance with your Advisor and a DSO.
- Inform an Advisor and a DSO of any changes to your personal information. There are many deadlines for reporting changes and missing one can endanger your status.

The information in this handbook is complex and subject to change. Please contact the Admissions Office or a government website for the most up-to-date information.



Contact Information

Academic Advising: AdvisingCenter@MassBay.edu | 781-239-2775

- Information about courses to choose for completing your program

Academic Achievement Center: AAC@MassBay.edu | 781-239-2620

- For free tutoring and study supports

For visa compliance and questions contact:

Claudia Ortiz

Director of Admissions Recruitment and Principal Designated School Official

COrtiz@MassBay.edu | 781-239-2641



Luz Castro

Senior Admissions Counselor, Office of Admissions and Designated School Official (DSO)

LCastro@MassBay.edu | 781-239-4020



We are here to help you succeed.
You can find us in the Admissions Office.

Next Steps After International Orientation

Before the first day of classes, be sure you have made arrangements to buy your textbooks, explored the no-extra-fees academic tutoring available in the Academic Achievement Center ([MassBay.edu/Academic/AAC](https://massbay.edu/Academic/AAC)), and scheduled an intake session with the Office of Accessibility Resources (781-239-2234) if you have a disability or had an IEP in high school.

In addition...

- Meet with your advisor to finalize your schedule and to enroll in classes (12 credits).
- Make a plan to pay your tuition and fees. You can set up a payment plan through your Bay Navigator under “Student Finances & Aid.”
 - You and your parents can now pay your bill from your home country using Pay My Tuition (insert hyperlink into Pay My Tuition- <https://www.massbay.edu/pay-my-tuition>).. Massachusetts Bay Community College has partnered with PayMyTuition for international tuition payments. With PayMyTuition, you can pay your tuition payments from any bank, in any country, in any currency, at better than bank exchange rates. PayMyTuition is fast, simple, and cost effective.
- Take care of your health insurance. If you register for nine or more credits, you will be charged for health insurance at MassBay. This fee may be waived if you are covered under another health insurance plan.
- Make sure your immunizations are up to date—visit [MassBay.edu/Immunization](https://massbay.edu/Immunization).
- Check your MassBay email frequently for weekly newsletters, updates from your professors, and important emails from our international department. Your MassBay email was sent to you by HelpDesk@MassBay.edu (check your spam folder).
- Get ready for your classes and log in at Blackboard Learn to see your courses’ syllabi and your professors’ instructions. That is the platform where you will submit your assignments, take tests, and upload discussion posts.
- Find all of your MassBay computer and online tools in the Student Technology Tutorial. [GetHelp.MassBay.edu](https://massbay.edu/GetHelp)

Health Insurance Coverage

For an overview on healthcare in the U.S., please view the following video:

[Vimeo.com/72268541?fl=pl&fe=sh](https://vimeo.com/72268541?fl=pl&fe=sh)

As a student at MassBay, you are required to carry medical coverage. International students with foreign health coverage must participate in the Student Injury and Sickness Insurance Plan serviced by a third party contracted by MassBay. You will be automatically enrolled in the plan when you register for classes. International students can only waive the Student Injury and Sickness Insurance Plan if they are covered by an insurance plan of comparable coverage based in the United States. International students may not waive the health insurance if they are covered by an insurance carriers outside the U.S. or by a foreign National Health Service program. For more information, please contact the Student Accounts Office at 781-239-2540.

The Student Injury and Sickness Insurance Plan is explained here:

Go.GallagherStudent.com/Universities/Mass Bay Community College/Home

On this site you can:

- Download a plan brochure or click Frequently Asked Questions
- Look for participating providers
- Learn more about plan enhancements available to you
- Email Gallagher Student Health and Special Risk or engage in live chat using the “Live Chat” icon

Gallagher Student Health and Special Risk – 500 Victory Rd., Quincy, MA 02171

Toll Free: 1-877-322-5554 **Fax:** 1-617-479-0860

In order to waive the health insurance, please follow these quick steps:

1. Visit www.MassBay.edu
2. Click on the **OneLogin** link at the top or the bottom of the page, search for then click the **Bay Navigator** tile/link in the OneLogin portal.
3. Enter your Username and Password for Bay Navigator.
4. Choose the menu item **“Student Finances & Aid title.”**
5. Click “waive health insurance”: a new window will open. Enter your valid health insurance information from your current health insurance card.
6. Choose your insurance company from the list. If your insurance company is not listed, you may choose “other” from the look up list. If you choose “other,” another box will appear and you must fill in the name of the company. The Student Accounts Office will monitor this field and validate the insurance company.
7. Enter in the policy number or group ID number of the insurance plan.

8. Enter the full name of the person who carries the insurance (i.e., who pays the premium).
 9. From the drop down list, choose the relation to the subscriber (i.e., mother, etc.).
 10. Click “save” when all information has been entered.
 11. A new window will pop up asking to save or cancel the submission.
- Click “OK” and navigate to “account inquiry” to confirm that the charges are adjusted.

Healthcare Insurance Recourses

MassBay does not endorse any particular health insurance provider for international students.

International Student Insurance | <https://www.InternationalStudentInsurance.com/Student-Health-Insurance>

ISO Health Insurance | <https://www.ISOA.org>

Compass Benefits Group | <https://www.StudentHealthUSA.com/>

Follow MassBay on your social media channels to stay up-to-date with all things MassBay, and add MassBay to your LinkedIn profile!



Instagram
MassBayCC



Threads
MassBayCC



Facebook
MassBay Community College



TikTok
MassBayCC



YouTube
MassBay Live



LinkedIn
Massachusetts Bay
Community College

MassBayGo Mobile App

On the app, students will find information about transportation, study tips, ride sharing, dining, clubs and athletics, career services and much more. You can also find faculty and staff postings about College-wide meetings, activities, clubs, and student opportunities.

MassBay GO App
for iPhone



MassBay GO App
for Android





Immigration Documents

Passport:

Your passport certifies your identity for the purpose of travel into other countries and, more importantly, reentry into your country. Your passport should be valid for at least six months beyond your intended stay. If your passport does expire while you are here, you can obtain a new one at a local embassy or consulate. We recommend that you make a copy of your passport. If it is lost or stolen, it is much easier to apply for a new one if you have a copy of the original.



VISA:

You can only obtain a visa from a US embassy or consulate abroad. "Status" refers to the classification of your visa. An F-1 status is provided to students and must be sponsored by an educational institution for the purpose of study. Each country has its own set of reciprocal agreements with the US. Your visa will indicate the number of entries you are allowed, your status, location, date of issue, and expiration date.



I-20 Form:

This form is issued by the PDSO or DSO before your entry to the US. It is given or mailed to you to obtain an F-1 visa at the US embassy or to change your status in the US. You are required to carry it whenever you leave the country.

I-20, Certificate of Eligibility for Nonimmigrant Student Status OMB NO. 1653-0038	
GIVEN NAME John	CLASS F-1 ACADEMIC AND LANGUAGE
PASSPORT NAME	
COUNTRY OF CITIZENSHIP UNITED KINGDOM	
ADMISSION NUMBER	
LEGACY NAME John Doe-Smith	

I-94: <https://i94.cbp.dhs.gov/home>

When you enter the U.S., an electronic I-94 card is stored. It is your responsibility to log in to www.CBP.gov/i94, print your I-94 card after each entry to the US, and provide a copy to a DSO. The date on the I-94 indicates your arrival date, the visa classification and the length of authorized stay in the US. For F-1 students, the length of stay is noted as D/S which stands for "Duration of Status." D/S allows a student to stay in the US for the time period their I-20 is valid.

Note: At a border entry (Canada or Mexico), paper I-94 cards may be issued.

U.S. Customs and Border Protection Securing America's Borders	
Get I-94 Number	OMB No. 1625-0040 Expiration Date: 01/01/2019
Admission (I-94) Number Review	
Admission (I-94) Record Number: 12345678901	
Admit Unit Date (MMDDYYYY): 06/24/2014	
Details provided on Admission (I-94) form:	
Family Name:	Antetor
First (Given) Name:	Peter
Birth Date (MMDDYYYY):	10/04/85
Passport Number:	123456789
Passport Country of Issuance:	Easter Nation
Date of Entry (MMDDYYYY):	01/05/2014
Class of Admission:	F1

SEVIS

SEVIS: (Student and Exchange Visitor Information System)

Every international student in the US is in the SEVIS system. Only the US federal government and your school can access these records.

If you transfer to another school, MassBay will transfer your SEVIS record to the new institution so that they can view your information and issue you a new I-20.

Renewing Your VISA

Always check with the US Embassy or Consulate where you are applying for details and changes. In order to renew your visa, you will need the following:

- Application for non-immigrant visa, Form DS 156 or DS 160 (electronic version)
- Supplemental non-immigrant visa application, Form DS 157 (generally required of all male applicants between the ages of 16 and 45)
- Contact information and work history for non-immigrant applicant, Form DS 158
- Application fee (embassy or consulate can provide you with information about current fees and on how to submit payment)
- One photograph (2 inches square [51 x 51mm], showing full face, without head covering, against a light background)
- Form I-20
- Passport
- Proof of continued enrollment at MassBay Community College
- Financial documents providing proof of sufficient funds for international study
- If you have graduated and are participating in post-completion Optional Practical Training, you must show proof of employment. It may be beneficial to obtain a letter from your employer, stating that you are and/or will be gainfully employed.

You will be asked to list all your social media accounts on Form DS 160, for more information about this matter visit the U.S. State Department of State:

<https://www.state.gov/releases/office-of-the-spokesperson/2025/06/announcement-of-expanded-screening-and-vetting-for-visa-applicants/>

Maintaining F-1 Status

- **Check-in with a MassBay DSO for SEVIS registration.**
 - New International Students – You must check-in within 30 days of the start date listed on your I-20.
 - Continuing International Students – You must check-in with the Admissions Office within 30 days of the start date of classes EVERY semester.
- **Attend and maintain a full-time course load every semester.**
 - Attend the school listed on your I-20.
 - Enroll in 12 credits and in ONLY one online class each semester.
 - DSO must authorize any exception (see “Reduced Course Load” below).
 - You MUST request exceptions prior to falling below 12 credits per semester.
- **Do not let your I-20 expire.**
 - Extensions can be granted but only if it is requested prior to expiration.
- **Get your I-20 signed when you travel.**
 - Whenever you travel, get a new signature (see “Traveling to US States and Territories” below).
 - If you change residences, notify a MassBay DSO of any change of address within ten days of moving.
 - Notify a MassBay DSO about any changes on your I-20, which may include your name, program of study, and/or financials.
 - U.S. Federal Income Taxes: You are required to file a tax form with the Internal Revenue Service in the spring of each year even if you did not earn any money.

MassBay Community College is required by law to promptly report all changes and all violations of status.

Reduced Course Load

SEVIS limits the reasons for which a reduced course load (RCL) can be granted. SEVIS expresses this limitation by requiring the International Student Advisor to select from a drop-down menu containing six options.

The six reasons are:

- Illness or medical condition
- Initial difficulty with the English language
- Initial difficulties with reading requirements
- Unfamiliarity with American teaching methods
- Improper course level placement
- To complete course of study in current term

Employment

F-1 students are allowed to work in the US only under strict guidelines and in certain circumstances. Employment is contingent on remaining within the terms and restrictions of your F-1 visa and we require you to speak with a DSO prior to applying for any position. You will also need guidance to ensure that you file all appropriate forms with USCIS to receive USCIS approval. There are different categories of employment which may be acceptable under the terms of your visa.

Never work off campus without proper authorization from USCIS.

On-Campus Employment

- You are allowed to work on campus, including in any College office or department, at the book store and in the cafeteria. However, you are not able to work in any position that is qualified as “work study” as those positions are federally funded and are not open for international students.
- You may not work more than 20 hours a week during academic sessions. You are permitted to work up to 40 hours per week during the summer.

Off-Campus Employment

An F-1 student may accept work off campus ONLY in the following circumstances: Curricular Practical Training (CPT), Optional Practical Training (OPT), or Economic Hardship

OPT prior to completing a degree:

- Students must be enrolled in school full-time.
- Students may only work 20 hours per week while school is in session.
- Students may work full-time during summer and other breaks (as long as the student will return to school after the break).

OPT after completing a degree:

- OPT work must be full time (40 hours/week).
- All OPT must be completed within 14 months after completion of your degree.
- Applications for post-completion OPT must be received by USCIS before the completion of the degree.

Severe Economic Hardship:

- Any F-1 student suffering from “severe economic hardship” as defined by USCIS is eligible to work off-campus for up to 20 hours per week while school is in session, and may work full-time during breaks.

To be eligible, you must:

- Be in valid F-1 status for at least one academic year (9 months)
- Be in good academic standing
- Provide evidence of economic hardship based on unforeseen circumstances beyond your control
- Show that on-campus employment is unavailable or insufficient
- Show that you have made an effort to locate employment on campus prior to applying

Are you an International Student Interested in Participating in an Internship?

STEP 1: Determine if you are eligible to participate in CPT (internship)

- **CPT** is an off-campus employment option for international students on F-1 visas. Students can only participate if the practical training is an integral part of your program curriculum. CPT employment is defined as “alternative work/study, internship, cooperative education, or any other type of required internship or practicum that is offered by sponsoring employers through cooperative agreements with the school.”
- You need to have been in the **US for a full academic year (2 semesters)** on an F1 Visa in order to participate in a CPT (internship).
- Please see **MassBay’s list of majors** that have required or optional internships as part of their program. If you have questions about whether you can participate in a CPT with your major, please contact Career Services - CareerServices@MassBay.edu for guidance.
- As an International Student you must be registered for this course and work with a faculty member to fulfill academic requirements. You will pay for the internship course; the cost is dependent on the number of credits.
- For important information on securing a faculty sponsor and the structure of internships, please refer to our Internship page (under STEP 1: Determine whether your Internship will be non-credit bearing or academic (for credit) --> Academic (For-Credit) Internships and Practicums)
- You can be paid, but the work experience must be required for your degree, or academic credit must be awarded.
- You must be enrolled in full-time courses for one year in which you maintained your F-1 status.
- You must be approved by MassBay, have a CPT qualified job offer, and job details prior to applying for authorization.

STEP 2: Schedule an appointment with Career Services via BayBridge (see directions) or by emailing CareerServices@MassBay.edu to review the process of preparing, finding and securing an internship.

STEP 3: Once you receive an internship offer

- You will provide the Internship Site Supervisor's contact information (*important to include email) to the Career Services' Staff Representative you have been working with.
- Career Services will send an email with the **Student Internship Agreement** to be signed by you (the student), the Site Supervisor, Faculty Sponsor, Principal Designated Official/Designated School Official (Admissions Staff Members: Claudia Ortiz, Phara Boyer, Luz Castro or Jared Brockway), Advisor, and Dean of their Academy.

STEP 4: Designated School Official (Admissions Staff Members: Claudia Ortiz, Phara Boyer, Luz Castro or Jared Brockway) will issue the I-20 for the student and will send an email to MassBay Registrar to enroll student in the internship course. *DSO will copy CareerServices@MassBay.edu on the email.

**The student CANNOT start the internship without completing ALL these steps.*

Traveling to US States and Territories

If you travel directly to and return directly from Puerto Rico, Hawaii, Alaska, the US Virgin Islands or any other US territory, you are considered to be traveling within the US. However, you may be required to go through a US Customs and Border Protection port-of-entry inspection and will need to present your immigration documents to prove that you have maintained lawful status while in the US. It is advisable to carry original documents including:

- Valid passport
- Visa
- Form I-20 or Form DS-2019
- Form I-94, and any other status-related documentation.
- We recommend that students in F-1 status have a valid travel signature on their I-20 or DS-2019 upon re-entry.

Device Inspection

U.S. Customs Officials are authorized to search or retain electronic devices, including digital cameras, cell phones, media players, and disk drives, as well as the items listed above, even without probable cause, to look for violation of export control regulations as well as other laws and regulations.

To prepare for this possibility visit this Page
<https://www.cbp.gov/travel/cbp-search-authority/border-search-electronic-devices>

Departing From the United States

- **USCIS Form I-20** - You need to request a travel signature from your International Student Advisor if you do not already have one, or if the one you have will be over a year old at the time you wish to return to the US
- **Proof of Continued Enrollment** - We suggest that you request a Certificate of Enrollment from the Registrar's Office which verifies your full time student status
- **Financial Documents** - If the documents that prove you have sufficient funds to support your education in the US are over 12 months old at the time you travel, you will need to apply for a new visa. You should submit new original financial documents with your visa application.

Make copies of your immigration documents and keep them in a safe place separate from the originals. When you return from traveling outside the U.S., log into i94.cbp.dhs.gov to get your most recent I-94 card.

All forms can be found at a US Embassy or Consulate as well as accessed on the US government website: [Travel.State.gov](https://travel.state.gov)



Academics

Add/Drop: It is important for you to take a close look at the academic calendar at MassBay.edu. You are allowed to add or drop any courses before a certain date without a financial penalty within the first week of classes. You are required to meet with your Academic Advisor and a DSO prior to changing any courses. Keep in mind that you must remain a full time student.

Withdraw: There is also a cut-off date for withdrawing from the college or from a course with minimal financial penalty, which can be found on the current calendar. However, if you withdraw from your courses or the college, you may no longer be in compliance with your visa.

If you need to withdraw from any or all courses, you must see a DSO.

Academic Achievement Center: This is a valuable resource for students who need academic support at any time during the semester. We recommend that you contact the center as soon as you find yourself in need of extra support with your courses. The longer you wait to get help, the more difficult it is to maintain your academic status. The Center offers high quality tutoring, peer tutoring, professional individualized instruction and strategies to foster student success, structured study groups and study skills workshops. They are located in Wellesley on the second floor and in Framingham on the third floor in the library. You can reach the Academic Achievement Center at 781-239-2632 (Wellesley), 508-270-4213 (Framingham), or AAC@MassBay.edu.



Getting Involved

We recommend that you find ways to get involved on campus. There are over 20 active clubs and organizations, which focus on social, cultural, professional, educational, athletic, and wellness issues. This is a great way to meet people and make valuable connections. It is also a terrific opportunity to learn and/or practice English. We hope that you get involved and help us celebrate the diversity of our community by joining our student clubs, which might include:

African Student Association

APSS: Association of Pre-Health Science Students

Art Club

Biotechnology Innovations Club

Creative Writing Club

Cultural Plates

Cybersecurity Club

Film Club

Games Club

Indian Club

International Club

Journalism Club

MBWC: MassBay Workout Club

Muslim Student Association

Next Step in Business Club

Nursing Student's Club

Open Minds

Pre-Nursing Club

Pride Alliance

Rad Tech Visions Club

STEM for All Club

The Kingdom

Unified Sports

Veterans Club

Wellness Club

ALPHA: Association of Latino Professionals for American Chapter

NABA: National Association of Black Accountants Chapter

NSBE: National Society of Black Engineers Chapter

PTK: Phi Theta Kappa: Alpha Kappa Lambda Chapter

SABOR (Students Advocating for Bold Opportunities and Representation)

Our **Recreation and Wellness Center** is located on the Wellesley Campus and can be reached at 781-239-2664. Information about non-athletic clubs and activities will be posted on campus or found in the Student Center within the first few weeks of school.

Check out our Clubs on **MassBay.edu/Clubs** and fill out the Club interest form.

If you have questions about any of the clubs listed, or you want information, email

StudentEngagement@MassBay.edu



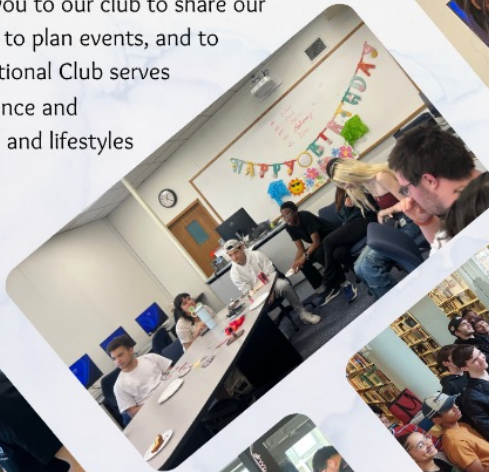
International Club

Our purpose is to support, celebrate, and create awareness of global cultures.

We are more than happy to welcome you to our club to share our experiences in the U.S., to play games, to plan events, and to have a lot of fun together! The International Club serves MassBay students by promoting tolerance and acceptance amongst different cultures and lifestyles in our student population.



Join Us!!



Join us at one of our monthly international lunch hours to enjoy the best food from all around the world. scan the QR code to Join the club or check out our Instagram @ Interntionalclub_massbay.




MASSBAY
COMMUNITY COLLEGE

MassBay Mentor Programs

At MassBay, we believe that the path to professional success is enhanced through establishing impactful mentoring relationships. We empower our students by cultivating meaningful connections with experienced professionals in their fields of interest, fostering career development, and nurturing community engagement for success in an ever-evolving workforce.

For more information contact CareerServices@MassBay.edu.



Live On-Campus at Framingham State University



Framingham
State University

Scan Code
to Find
Out More!



Live On-Campus at Framingham State University

Framingham State University is offering full-time MassBay Community College students a unique opportunity to live on the Framingham State University campus while attending classes at MassBay. Framingham State University is situated on a beautiful, 78-acre, traditional New England college campus located just 9 miles from our Wellesley campus, one mile from our Framingham Campus, and four and a half miles from our Ashland Campus. Learn more at:

Framingham.edu/Campus-Life/Residence-Life-and-Housing/Living-Campus/MassBay-Student-Housing-fsu

Advantages of On-Campus Living

Students who choose to live on a college campus tend to find it easier to engage in community activities and events, a factor that can contribute to student success.

Amenities include:

- State-of-the-art dining facility and campus center
- Quiet study areas and rejuvenation rooms
- Lounges with picturesque views
- Recreation and Fitness Center access
- Access to FSU Health Services
- Library
- Laundry facilities
- 24/7 security desk
- WiFi



2025-2026 Academic Year Anticipated Costs for Room and Board

Room

- Standard double-occupancy room rate (excludes vacation periods): **\$9,390**
- Standard double-occupancy room rate (includes Thanksgiving, winter and spring break housing): **\$9,890**

Meal Plans

All Framingham State University residents are required to have a meal plan. There are several options that range in price. The most popular meal plan is the 19-week meal plan, approximately \$4,520 for the academic year. More information on current plans can be found at:

Framingham.SodexoMyWay.com/en-us/Meal-Plan/Meal-Plan-Options

Required Fees: \$85 Health Services, \$267 Fitness Center, \$100 Library

All interested students should contact: Office of Residence Life at Framingham State University

E-mail: MassBayFSUHousing@Framingham.edu | **Phone:** (508) 626-4636

Eligible students need to be enrolled at MassBay as a full-time student for the Fall and Spring Semesters.

MassBay.Edu | **Start Here • Go Anywhere**

Securing A Place to Live

MassBay is a commuter school, which means that our students take public transportation or drive to campus. We do not have dormitories, but our students are eligible to apply for housing at Framingham State University. Contact our Office of Student Development at 781-239-3142 for information. In addition, we are conveniently located near public transportation and easily accessible by major routes. It is important for you to refer to the Massachusetts Public Transportation website (www.MBTA.com) or maps of Massachusetts when choosing a place to live. There are many bus routes which connect neighborhoods, towns and cities in Boston and the surrounding area. Many students look for housing before they arrive in the U.S. or soon after they enter the country. If you are looking for an apartment, we recommend searching along the “T” (Boston’s public transportation – Train) Green Line (D). The College offers a free shuttle bus from the Riverside Train Station (Green Line, D) to MassBay’s Wellesley Hills Campus as well as between our Wellesley and Framingham campuses. Many students use this free shuttle service!

Wellesley, Newton, Needham, Watertown, Belmont, Waltham and many more cities and towns are conveniently located near the Wellesley campus. Any greater Boston areas with direct access to the Green Line are also convenient. Depending on your program and which courses you are interested in taking, you may want to find accommodations near the Framingham campus. Some towns in that area include Framingham, Natick, Ashland, Marlborough, Southborough and Holliston.



Finding accommodations in Boston can be difficult, so begin your search early!
The following information may be useful resources to help you get started.

Apartments

- Boston.Craigslist.org
- www.Rent.com
- www.Boston.com/Tag/Renting/?p1=header_subnav
- RentToOwnLabs.com

Rooms at Bed & Breakfast

Wellesley Bed & Breakfast

28 Eaton Court, Wellesley, MA 02481

www.WellesleyBNB.com

Microwave & fridge in room

Across street from Wellesley Station

Furniture Rental

CORT

www.CORT.com/Student

617.354.1742

Shared Apartments

International House

IntlGuestHouse.com

Hosteling International

19 Stuart Street, Boston, MA 02116

[www.HiUSA.org/Find-Hostels/Massachusetts/](http://www.HiUSA.org/Find-Hostels/Massachusetts/Boston-19-Stuart-Street)

[Boston-19-Stuart-Street](http://www.HiUSA.org/Find-Hostels/Massachusetts/Boston-19-Stuart-Street)

Shared or private rooms

Homestay

Global Immersions

www.GlobalImmersions.com

At Home in Boston

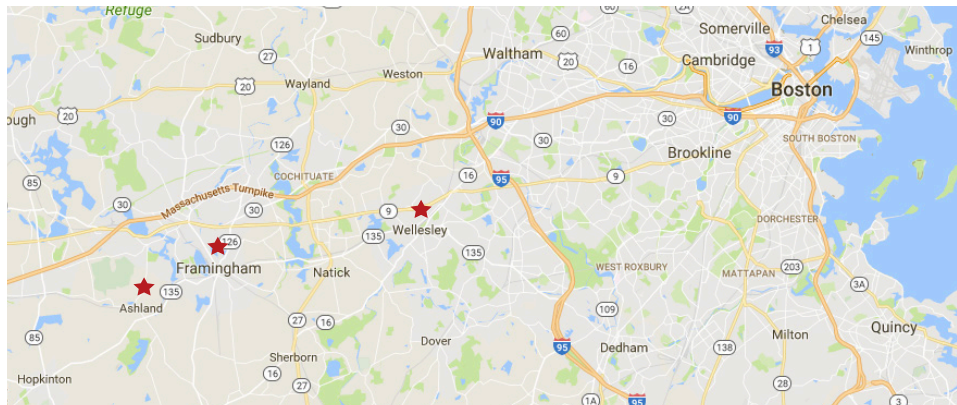
www.AtHomeInBoston.org

Boston Homestay

www.BostonHomeStay.com

While looking through the advertisements for housing options, you will see many abbreviations:

- Half (1/2) fee: The real estate representative may charge you half of a full month's rent for their services.
- 1st/last: The owner requires an initial payment including both the full first month's rent and the full last month's rent before you move in.
- Utils: Utilities (heat, electricity) may or may not be included in the monthly rent.



Driving in the U.S.

If you plan to drive in the U.S., you must have a valid driver's license that is either a Standard driver's license/ID or a Real ID driver's license/ID. For more information on applying for either one, visit the (hyperlink) Registry of Motor Vehicles RMV <https://www.Mass.gov/How-To/Apply-For-A-Passenger-Class-D-Learners-Permit>

First, attend our workshop at orientation!

In order to obtain a Massachusetts driver's license, you will need to provide the Registry of Motor Vehicles (RMV) with proof of identification, pass a written exam and eye test, and pass a road test. Please visit the following websites for more details:

Registry of Motor Vehicles: www.Mass.gov/Orgs/Massachusetts-Registry-of-Motor-Vehicles

Registry Locations: www.Mass.gov/Orgs/Massachusetts-Registry-of-Motor-Vehicles/Locations?_page=1

Provide Proof of Identification

- International Driver's License (if applicable)
- Passport
- Form I-20/Form DS-2019
- Document proving MA residency

Social security number (SSN) or an official "Denial Letter" from the Social Security Office no more than 30 days old. A Denial Letter will be issued at the Social Security Office. For general inquiries, please contact the Social Security Office at www.SSA.gov or 800-772-1213

Pass a Written Exam and Eye Test

- The written exam and eye test may be taken on a walk-in basis at any RMV between 9:00 am and 4:30 pm. If you pass, you will get a learner's permit. Driver's license manuals are available at the RMV to help you prepare for the written and road tests.

Pass a Road Test

- Road tests are by appointment only and must be scheduled at least three weeks in advance after you have earned your learner's permit. At the time of the road test, you need to bring your completed application (obtained from the RMV), your learner's permit, payment for each scheduled road test, a registered, insured and inspected vehicle, and a sponsor. The sponsor must be at least 18 years of age, have at least one year of driving experience and hold a valid US license issued by his/her home state.



Boston Weather

You can expect and should prepare for a full range of temperatures and conditions in the Boston area. You will experience all four seasons, with conditions ranging from heat to heavy snowfall and freezing rain. Of course, there will be many sunny, cool and beautiful days to look forward to as well. Our coldest months are typically January/February and our warmest are July/August.

	JAN	FEB	MAR	APR	MAY	JUN	JUL	AUG	SEP	OCT	NOV	DEC
°F	29	29	37	47	58	67	73	71	64	54	44	33
°C	-2	-1	3	8	14	20	23	22	18	12	7	0

Helpful Websites

- MassBay.edu
- www.CityOfBoston.gov/Visitors/ThingsToDo.asp
- <https://travel.state.gov/content/travel.html>
- www.InternationalStudent.com
- <https://Launch.Comevo.com/MassBay/4375>









CONTACT US:

Wellesley Hills Campus

50 Oakland Street
Wellesley Hills, MA 02481
781.239.3000

Ashland Campus

250 Eliot Street
Ashland, MA 01721
781.239.3030

Framingham Campus

490 Franklin Street
Framingham, MA 01702
508.270.4000



MassBay's campuses are located approximately 30 minutes from downtown Boston.

MassBay.edu
Start Here • Go Anywhere